



High Dividend Portfolio - Quarterly

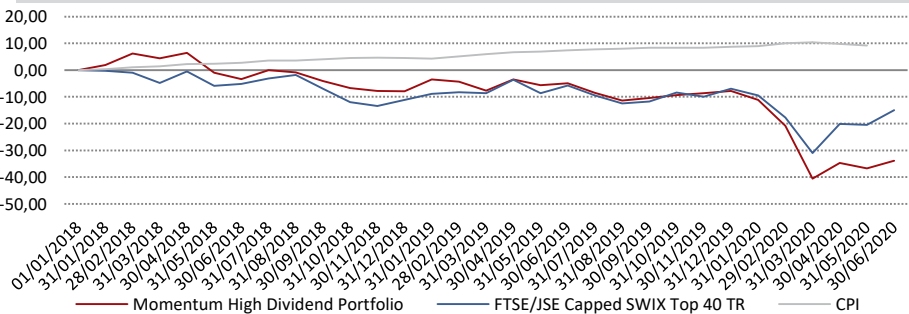
Investment Objective

This is an income focused portfolio, investing in local, high value shares, paying higher and sustainable dividends. This portfolio is generally less volatile. It aims to provide the investor with an attractive dividend yield over the long-term, whilst striking a balance between capital growth and return on investment.

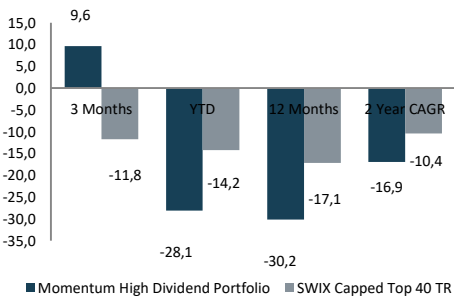
Investment Profile

- Retired individuals or individuals close to retirement.
- Individuals requiring a certain level of investment return from their discretionary investment.
- Value-based investors who have a moderate to high risk tolerance, and understand that investment cycles cause asset prices to fluctuate.
- Main objective: To strike a balance between capital growth and return on investments.

Cumulative Performance



Performance



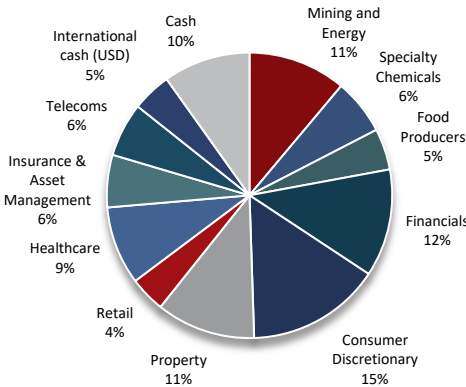
Performance

	Portfolio	Benchmark
3 Months	9,6%	23,2%
YTD	-28,1%	-8,6%
12 Months	-30,2%	-9,8%
2 Year CAGR	-16,9%	-5,3%

Top 5 Holdings

British American Tobacco (BTI)	15,20%
AECI (AFE)	6,31%
Multichoice (MCG)	6,11%
Exxaro (EXX)	5,68%
BHP (BHP)	5,43%
TOTAL	38,73%

Sector Allocation



June 2020

Risk profile



Investment information

Inception date
1 January 2016

Investment manager
Momentum Securities

Stockbroker/custodian
Momentum Securities

Management fee
Max 1.25% (annual)

Minimum lump sum
R 250 000

Redemption periods
3 business days

Benchmark
Capped SWIX Top 40 TR Index Target
CPI Plus 4%

Disclaimer: Shares are generally medium- to long-term investments. The value of shares may go down as well as up and past performance is not necessarily a guide to the future. Opinions expressed in this document are those held as at the date appearing in this material only. Momentum Securities shall not be liable or responsible for any use of this document or to any other person or entity for any inaccuracy of information contained in this document or any errors or omissions in its content, regardless of the cause of such inaccuracy, error or omission. This document should not be seen as an offer to purchase any specific product and should not be construed as advice or guidance in any form whatsoever.

Economic Overview

In quarter two we saw a sharp pullback in the global economy as a result of the numerous economies locking down to try and contain the spread of the Covid-19 virus. We also saw an unprecedented response from global Central Banks, particularly the US Fed, which provided liquidity to the US economy and credit lines to other Central Banks. Many global governments also provided wage support, which has supported the consumer during these lockdowns.

Economies coming out of the lockdowns have literally seen economic activity go from close to zero in April to being up almost to 80% of their normal production; this as industry catches up with demand. Unfortunately, this has not been the case in a lot of the service sectors that have remained shut down.

The sharp pickup in high frequency data like industrial production, consumer sentiment, payroll and manufacturing numbers have driven the recent sharp rise in US equity

markets, particularly in leverage funds that use the rate of change of this data as an input into their equity models. The rate of change of this data is now likely to slow and together with expected lower earnings numbers could see equity markets weaken.

Debt levels have risen sharply as debt has been used to support economies, companies and the consumer. The rate of change of debt is now slowing and this will also see the rate of economic activity slow. In addition wage support will taper off and further job losses will occur, putting pressure on economic growth. While we may see further economic stimulus from Global Central Banks, we believe that equity markets have priced in too rosy an outlook for earnings; and therefore in the short-term, we remain cautious with regards to equity markets.

Market Overview

Over the second quarter of 2020, global equity markets rebounded by 18.30%; and the South African equity market returned 23.70%. Global volatility reduced sharply from its March 2020 highs, due to Central Bank and government stimulus, provided to ease the Covid-19 impact on financial markets and economies.

The US dollar weakened marginally over the second quarter due to the unprecedented money supply being pushed into the US and global banking system by the US Federal Reserve. The extent of the US Dollar weakness however, has been benign given the quantum of stimulus by the Fed, which highlights the shortage of dollars the global system due to lower global trade and fewer petro-dollars.

Over the second quarter, ending 30 June 2020, we saw the following performance in the SA financial markets: the rand appreciated by 3% relative to the US dollar, the All Share

Index was up 23.70% while the All Bond Index returned 9.94% and cash returned 1.46%.

Sector performance was as follows; the Resources Index up 40.58%; the Financials Index was up 6.97%; the Industrial Index was up 16.70%; and the Listed Property Index up 17.49%.

The best performing SA equity sub-sectors over the quarter were the pharmaceuticals and chemical sectors, up 59.50% and 33.10% respectively. The chemicals sector (mainly Sasol) was driven by a rebound in the oil price due to extremely large supply cut by OPEC in response to the global oil demand collapse. The food, beverage and tobacco sectors were largely flat over the quarter, having outperformed on a relative basis in the first quarter of 2020.

Portfolio Activity

During the fourth quarter we bought Multichoice, Exxaro, BHP, Liberty, Netcare and US dollar exposure (NewUSD). We sold out of Fortress, Redefine, Investec Plc, Old Mutual, Arrowhead Properties and The Foschini Group. The portfolio increased by 9,6% for the quarter with the last month of the quarter posting a 3,4% increase.

Positive contributions were attributable to British American Tobacco, Multichoice, Mr Price, Exxaro and Investec Property Fund. Losses were attributable to Arrowhead Properties, Netcare, The Foschini Group and NewUSD. For the past 12 months the portfolio has decreased 30,2%, with the JSE SWIX Capped Top 40 Total Return down 9,8%.