

International Portfolio

Investment Objective

This is a high conviction international portfolio focused on maximising risk adjusted returns to the investors over the medium to long-term by investing in global listed equities. The returns of this portfolio are based on the ability of world equity markets indices to deliver returns in excess of inflation and the ability of the portfolio manager and our research team to identify and take positions in undervalued securities.

Investment Profile

- Investors who have a longer investment term and want the highest possible risk-adjusted return on their invested capital.
- Value-based investors with high risk tolerance.
- Investors who understand that there are investment cycles that cause share prices to fluctuate.

April 2021

Risk profile



Investment information

Inception date
1 June 2016

Investment manager
Momentum Securities

Stockbroker/custodian
Momentum Securities

Management fee
Max 1.25% (annual)

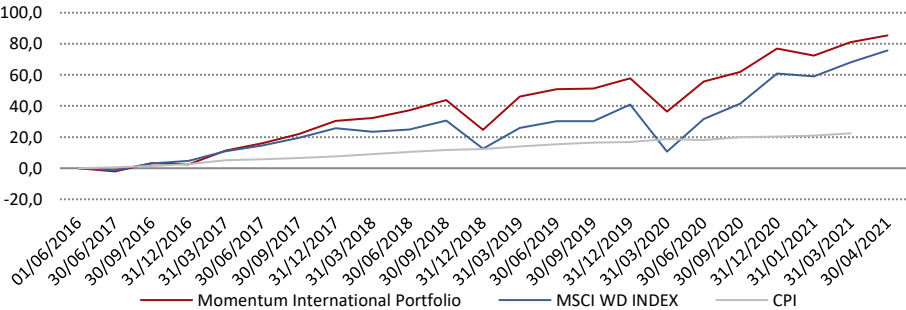
Minimum lump sum
\$80 000

Redemption periods
3 business days

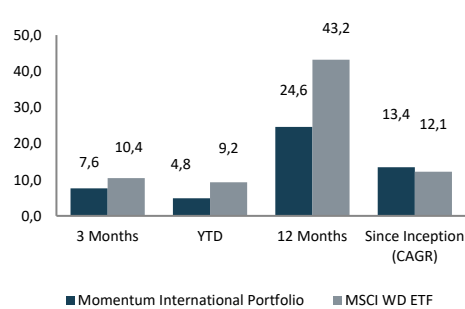
Benchmark
MSCI World Index (USD)

Disclaimer: Shares are generally medium- to long-term investments. The value of shares may go down as well as up and past performance is not necessarily a guide to the future. Opinions expressed in this document are those held as at the date appearing in this material only. Momentum Securities shall not be liable or responsible for any use of this document or to any other person or entity for any inaccuracy of information contained in this document or any errors or omissions in its content, regardless of the cause of such inaccuracy, error or omission. This document should not be seen as an offer to purchase any specific product and should not be construed as advice or guidance in any form whatsoever.

Cumulative Performance (USD)



Cumulative Performance (USD)



Cumulative Performance (USD)

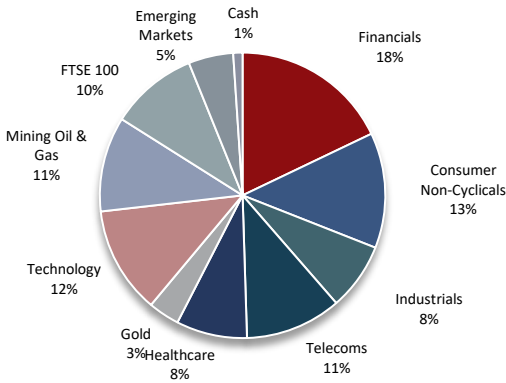
Table with 3 columns: Period, Portfolio, Benchmark. Rows include 3 Month, YTD, 12 Months, and Since Inception (CAGR).

Returns for periods longer than 12 months have been annualised.

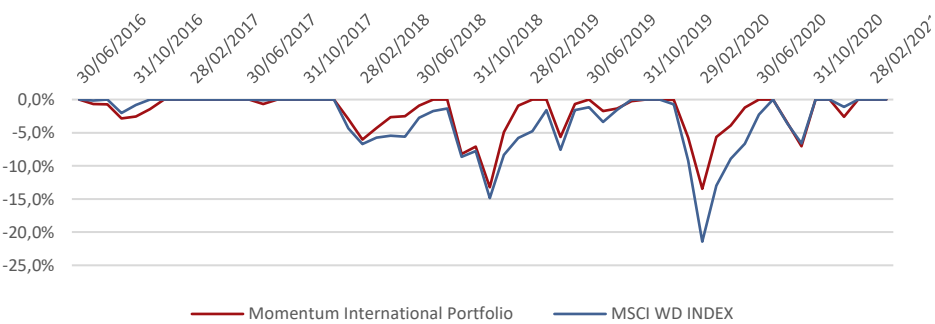
Top 5 Holdings

Table with 2 columns: Holding Name and Percentage. Includes iShares FTSE 100 (ISF), Impala Platinum ADR (IMPU), Comcast (CMCSA), Amazon (AMZN), Lockheed Martin (LMT), and a TOTAL of 33,50%.

Sector Allocation



Drawdown



Glossary

**Max Drawdown** - Measures largest peak-to-trough decline before a new peak is achieved

|                 | PORTFOLIO | BENCHMARK |
|-----------------|-----------|-----------|
| Max Drawdown    | -13,5%    | -21,4%    |
| Best Month      | 9,6%      | 12,7%     |
| Worst Month     | -8,2%     | -13,5%    |
| Gain/Lose Ratio | 2,47      | 2,47      |